

June 5, 2025

Hello!

I am so excited to welcome your child to second grade at Saint Mary School. Within this packet you will find lots of information and suggestions for fun activities to work on over the summer. Here's what is included...

1. My Summer Reading Packet which includes recommended activities to keep your child engaged in reading over the summer.
 - a. Summer reading log. Color in one sun for each book read either independently or together. Please return the completed log for a prize on the first day of second grade.
 - b. Reading BINGO - Make a BINGO either horizontally, vertically or diagonal. Challenge yourself to FILL THE CARD for an **extra special shout out** when you return to school on the first day.

2. Fry Sight Words List - First 100 words. - By the end of first grade, each student should be able to recognize and read, upon sight, the first 100 words from the Fry list with ease. These words coordinate with our trick words from Foundations and the Dolch list. Knowing these words will help your child more easily reach the expectations for incoming second grade readers.
Fun suggestion... Using sparkle paint, rice, noodles, or glitter glue, have your child write each sight word on an index card and post them around the house. As he or she walks through the hallway, to the bathroom, or up and down the steps, they can practice reading their sight words on the spot.


























3. Second Grade Supply List - Children love to get new things for the new school year! The list I created for second grade students is designed to be simple, straightforward and helpful for building or strengthening executive functioning and organizational skills. Following the recommendations on the list also helps the teacher with the organization and management of the classroom. If you cannot send in any of the items, please let me know and I will provide the supplies necessary for your child. Keep in mind that simpler is better 🍷

4. Math Choice Board - Children can complete a "board" of fun math activities without realizing they are doing Math. Color a box on the choice board each time you complete a task. Return it when you return to school for a surprise prize!

NO BOOK REPORTS! BUT **Please Read, Read, Read** as much as you can. Have a Wonderful Summer and I will see you soon! Many Blessings, Mrs. Erwin

Summer Reading Log

Directions: Each time you read a book, color in one sun below.


Parent Signature:

Fry Sight Words


1 - 100

the	at	there	some	my
of	be	use	her	than
and	this	an	would	first
a	have	each	make	water
to	from	which	like	been
In	or	she	him	called
is	one	do	into	who
you	had	how	time	oil
that	by	their	has	sit
It	words	if	look	now
he	but	will	two	find
was	not	up	more	long
for	what	other	write	down
on	all	about	go	day
are	were	out	see	did
as	we	many	number	get
with	when	then	no	come
his	your	them	way	made
they	can	these	could	may
I	said	so	people	part

BINGO



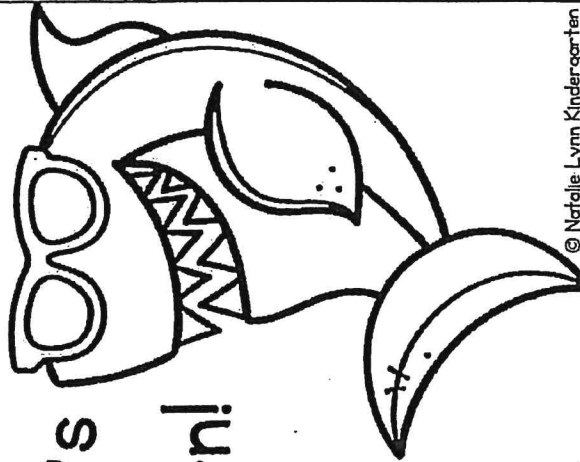
<p>Read in your pajamas</p>	<p>Read a non-fiction book</p>	<p>Read outside for 30 minutes</p>	<p>Read two books by the same author or illustrator</p>	<p>Read with a friend</p>
<p>Read a book in a car</p>	<p>Read for 30 minutes</p>	<p>Read a book sitting under a tree</p>	<p>Read a fairy tale</p>	<p>Read a book by your favorite author</p>
<p>Read a book on a rainy day</p>	<p>Read a magazine, envelope, or newspaper</p>	<p>Free</p>	<p>Read to a pet or stuffed animal</p>	<p>Read a book to an adult</p>
<p>Read a chapter book</p>	<p>Read a book about an animal</p>	<p>Read in bed and on a Saturday</p>	<p>Read a book about any summer topic</p>	<p>Visit the local library and read or checkout a new book</p>
<p>Read a book that's also a movie</p>	<p>Read a book on a sunny day</p>	<p>Read a book at a beach, pool, or lake</p>	<p>Read a book in your swimsuit</p>	<p>Read a book at a park</p>



MATH CHOICE BOARD



Color a box each
time you
complete a task.

Write It Out! Practice writing your numbers as high as you can go.	Shape Search! Look around your house for things shaped like a circle.	Add It Up! Count the chairs in your house and the TVs in your house. Then, add them together.	Count and Compare! Count the cans and boxes in your cupboard. Which category has more?	Shape Search! Look around your house for things shaped like a triangle.	Write It Out! Use a stick to practice writing numbers in the dirt as high as you can go.
Flower Graphing! Go for a walk and tally how many flowers you see of each color. Make a graph with the results.	Count It Out! Count how many socks are in your room.	Subtracting Snacks. Grab a handful of a snack and count how many you have. Eat some. How many are left?	Shape Search! Look around your house for things shaped like a square.	Write It Out! Use chalk to write your numbers as high as you can go.	Phone a Friend! Call a friend or family member and count as high as you can!
Magazine Hunt! Look in a magazine for real life shapes. If you can, cut them out and sort them by shape.	Shape Hunt! Look around your house for things shaped like a rectangle.	Measure Mel Use a nonstandard form of measurement to measure how tall someone in your house is.	Write It Out! Use a marker to write your numbers as high as you can go.	<div>Let's learn!</div> 	
Rocking Out! Have an adult write out addition and subtraction problems. Use rocks as counters to solve.	Walk and Count! Go for a walk and count how many animals you see.	3D Shape Hunt! Look for 3D shapes around your home or neighborhood.	Hopscotch! Use chalk to draw a hopscotch with numbers 1-20. Say each number as you hop.		

Second Grade Supply List
2025-2026

- 4 - 2-pocket plastic folders (1 of each color - red, blue, green, yellow)
- 12 pencils (sharpened) - no mechanical pencils and no hand held pencil sharpeners please.
- 1 large pink eraser
- 1 highlighter - any color
- 2 large glue sticks
- 2 small glue sticks
- 1 pack of markers - 8-12 (no smellies)
- 2 boxes of crayons - 24 pack
- 1 box of 12 colored pencils
- 1 pair of scissors
- 2 Expo dry erase markers
- Flashlight - for flashlight Friday- please label with name
- Beach towel for reading outside and Flashlight Friday - please label
- 2 boxes of tissues
- 2 rolls of paper towels
- 2 container of wipes (lysol, clorox)
- Clipboard - plain -labeled with name
- Index cards - 1 pack of 100
- 1 wooden, 12 inch ruler with centimeters
- 100(+ a few extra) - non-standard math manipulatives (example - dried beans, buttons, bingo chips, mac. noodles)
Put them in a baggie with your child's name on it please.
- Art Smock - include name or initials.

*NO pencil/art boxes are needed. **Simpler is better!

